

Hitting is...

Heather Gelbard, Georgia Southern University





Hitting is....

...more than just having a good SWING

5 PILLARS OF CHAMPIONSHIP HITTING

VISION

RHYTHM & TIMING

MECHANICS

APPROACH

MENTAL GAME

What it takes to be
successful as a hitter

- Hitting is ALL of these!

Why the 5 Pillars?

Philosophy provides a framework for everything we do!

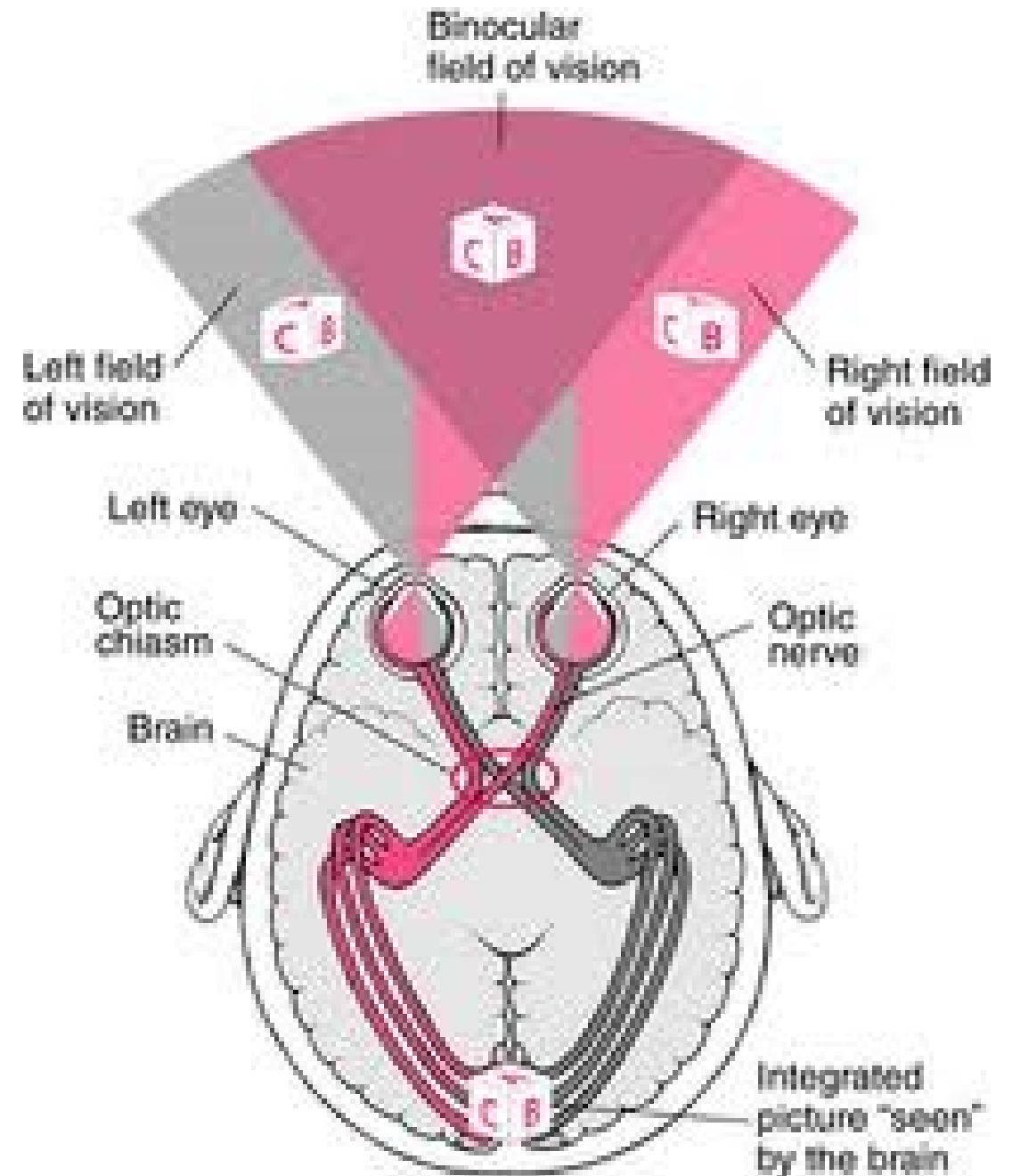


Hitting
is...Vision



Vision

- Need binocular vision (both eyes) for depth perception.
 - Hitters should have a stance that allows them to see with both eyes.
 - Level head.



Vision Training

- My goals for vision training:
 - Pick up the flight of the ball as soon as possible out of the pitcher's hand.
 - The earlier we can pick up the ball, the greater opportunity we have to make better decisions as the ball comes to the plate.
 - Track the ball as deep as humanly possible.
 - The deeper we can track a pitch, the more the pitch will break, allowing the hitter to make a better swing decision.
- Teach our hitters HOW to use their vision.



How to use our vision

Hard or fine focus: staring, zooming in on one thing.



Soft or open focus: trying to see everything; not looking at anything in particular.



Soft or open focus as pitcher is in motion, shift to hard or fine focus on release.


How to use our vision

- The best hitters anticipate more than they react to the pitch.
 - See the ball and anticipate where it is going.
 - Around the halfway mark (when they're starting their swing), hitter must make a judgement about where the ball will be when it arrives at home plate.
 - Judgement is based on past visual experience.
- Vision is based on learned experiences.
 - Hitters need to see and track a lot of pitches to build their visual database.
- Every hitting practice should have some type of vision training.

Building Vision Training into the Practice Plan


- Teach hitter's how to hit off a tee (what to look at instead of staring down the ball).
 - Hitter should first turn their head to look at where the pitcher would be (they should be using an open focus at this point.)
 - Hitter should shift to hard focus on the imaginary release point.
 - Hitter should take their eyes through exact tracking process they would go through as if a pitch was coming at them, and 'track' that 'pitch' into the contact point of the tee as they swing and hit the ball off the tee.
- Hitters standing in on pitcher's bullpens tracking pitches.

Hitting
is...Rhythm
and Timing



What is being on time?

Goal = (on time at contact)





Working in reverse...

- To be on time at contact, we have to be on time getting our foot down from the stride.
- To get our foot down on time, we have to be on time when we start our movement.
- **The key is when we start our movement!**

When in the pitcher's motion are you starting your movement?

Timing has to be adjustable. Different pitchers = different speeds, different motions...











Good hitters look good taking pitches





Hitting
is...Mechanics



Mechanics

- For me, the goal of a mechanically sound swing is to get the hitter to consistently hit pitches in all quadrants of the strike zone.
- The perfect swing does NOT exist 😊
- The perfect swing is the adjustment to each pitch
- Repeatability vs. adjustability

Mechanical points I emphasize when talking about hitting

Balance

Allows for good vision

Load or gather to use the ground

Important for timing

Sequence

Kinetic Chain, important for efficiency

Hinging/posture

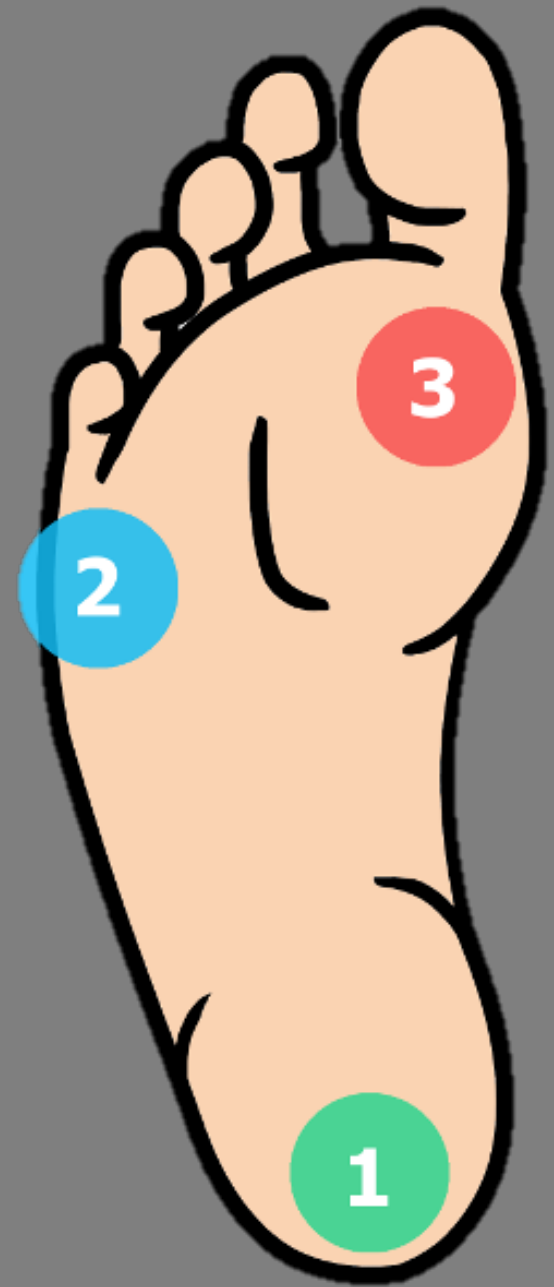
Important for adjustability

Barrel turn/Bat path

Important for hitting through a long zone, being behind the ball

Balance

- Balance while moving = dynamic balance
- Single leg balance
- Engaging the back side (posterior) of the body




Load to use the ground

- Loading into the back hip (ideally coiling, not swaying).
- Back side controls the forward move
 - Full foot on ground allows us to get into back hip (like a squat)
- Setting up the forward move to 50/50, be at 50/50 when we land



Sequence


- Energy is *sequentially* transferred through the legs, hips, trunk, shoulders, arms, hands, and lastly out into the bat.
- Acceleration and deceleration as energy is transferred up the chain.
- Keep back foot on ground as long possible, then back foot ripped off the ground.



Hip Hinge/Posture

- Posture important for balance, and allows for adjustability





Hip
Hinge/Posture

Barrel Turn/Bat Path

- Get BEHIND the ball.
- Body turns the barrel.
- Hands get involved last.





Approach



Approach

- Know yourself
- Know your role
- Know the situation
- Know the strike zone
- How are they pitching you? → what is our plan for that?

Know yourself



Cheetahs

Speed

Speed is the Cheetah's asset. Their number one job is to get on base by any means necessary, because this is where they are most dangerous. They get on base typically by hitting the ball on the ground, and need to be proficient in short game. Once they're on base, their job is to be a constant distraction because they are always a threat to steal.



Coyotes

Opportunistic

Coyote's are smart, wily hitters. These gritty hitters take advantage of what the defense is giving them. They will challenge the pitchers by working the count, eating pitches, and running up the pitch count. Coyotes may not be the fastest or the strongest, but they have excellent



bat control and handle the bat well. These are the hitters who will bunt, squeeze, hit and run, and be masters of situational hitting. These are the hitters who turn the lineup over, and their threat lies in their ability to pass the bat and keep the offense moving.

Great White Sharks

Power

Everyone fears the Great White Shark. This is your big, physical hitter who is there to be a presence in the lineup. This hitter has one job: to challenge the fence on every swing of the bat. Although they are typically not the fastest, speed is irrelevant to the Great White; these are the hitters that we want

hitting the ball in the air, swinging for extra bases.



Alligators

Combination (Gap power, line drive hitters)

Alligators have a blend of speed and strength. They are dynamic players who typically have more gap power than brute, home run strength. Their speed in addition to strength makes them deadly in many different ways. A defense cannot play them back because of their speed, and cannot play them in because of their power. These versatile reptiles can play within all 4 categories.



Roles: Who are you as a hitter?

- “Everybody is a genius. But if you judge a fish by its ability to climb a tree, it will live its whole life believing that it is stupid.” – Albert Einstein
- Strengths based
 - Less pressure on players to try and be something they're not
 - They do NOT have to do everything!
- Clearly identify and define roles for all hitters – show them how they contribute to team's offensive success.
 - All roles needed and important, so all roles equal
- Goal = Line drives
 - What mishit benefits each best?

Know the situation

- Where are the runners?
- How many outs?
- What do I have to do to have a successful AB?

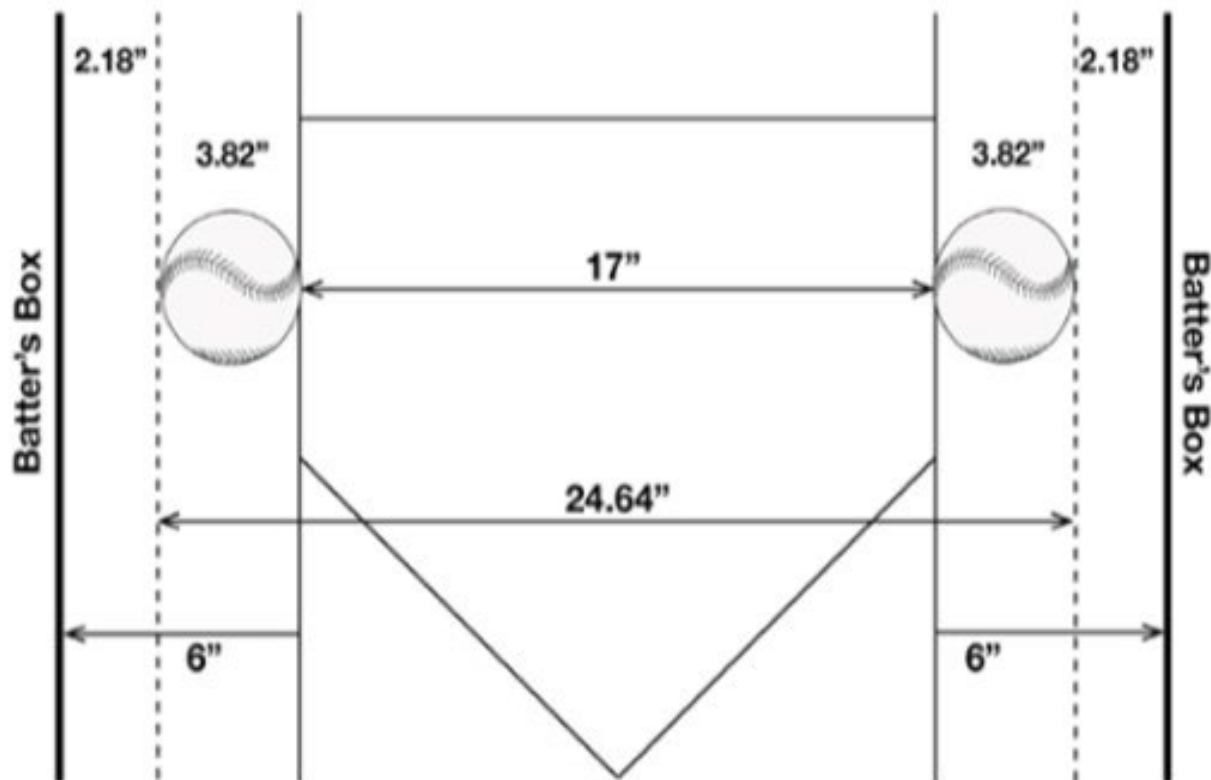
QUALITY AT-BAT:

- ANY HIT
- BB/HBP/CI
- FORCE A DEFENSIVE ERROR
- ANY HARD HIT BALL
- WELL PLACED DRAG BUNT OR SOFT SLAP TO 5/6 HOLE FOR SLAPPERS
- ADVANCE RUNNER
- RBI
- 8+ PITCH AB

HELP THE TEAM WIN

The Strike Zone

View from behind Home Plate
Horizontal View



Know the Strike Zone

- Know the strike zone
 - Plate is 17 inches, add 3.82 inches to each side for 'corners' → strike zone is 24.64 inches side to side
 - Barrel of the bat is less than that, sweet spot much smaller

Zoning

- When the pitcher's strengths and your strengths line up = no problem, sit your pitch.
- When your strengths are opposite of the pitcher's strengths...that's when things get complicated.
- Have to hunt what you're going to get, not necessarily what you want to hit...Hunting Polar Bears in Florida 😊

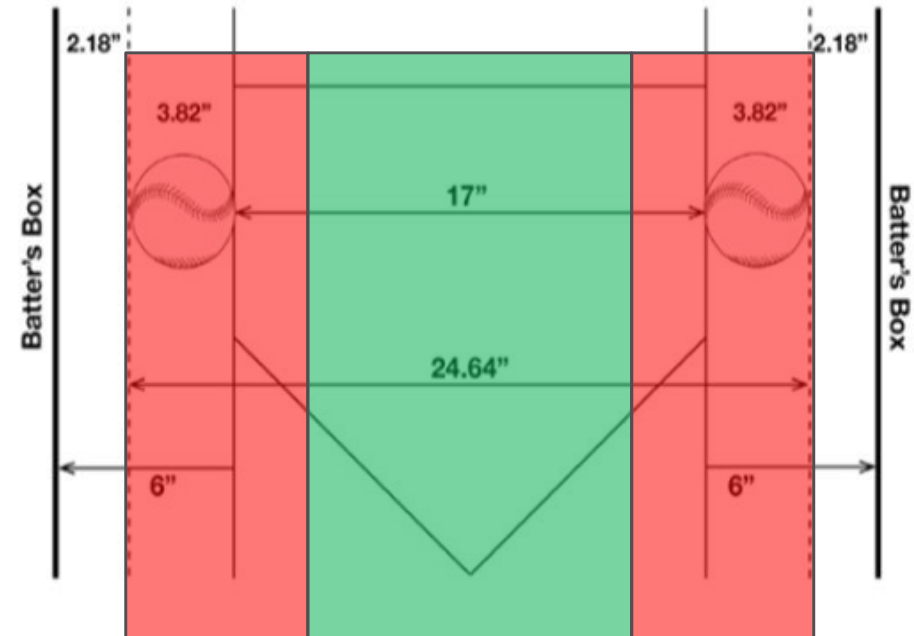


Hunting middle of the plate

- Effective strategy typically against a pitcher with a higher ERA, somebody who makes mistakes over the middle of the plate

The Strike Zone

View from behind Home Plate
Horizontal View

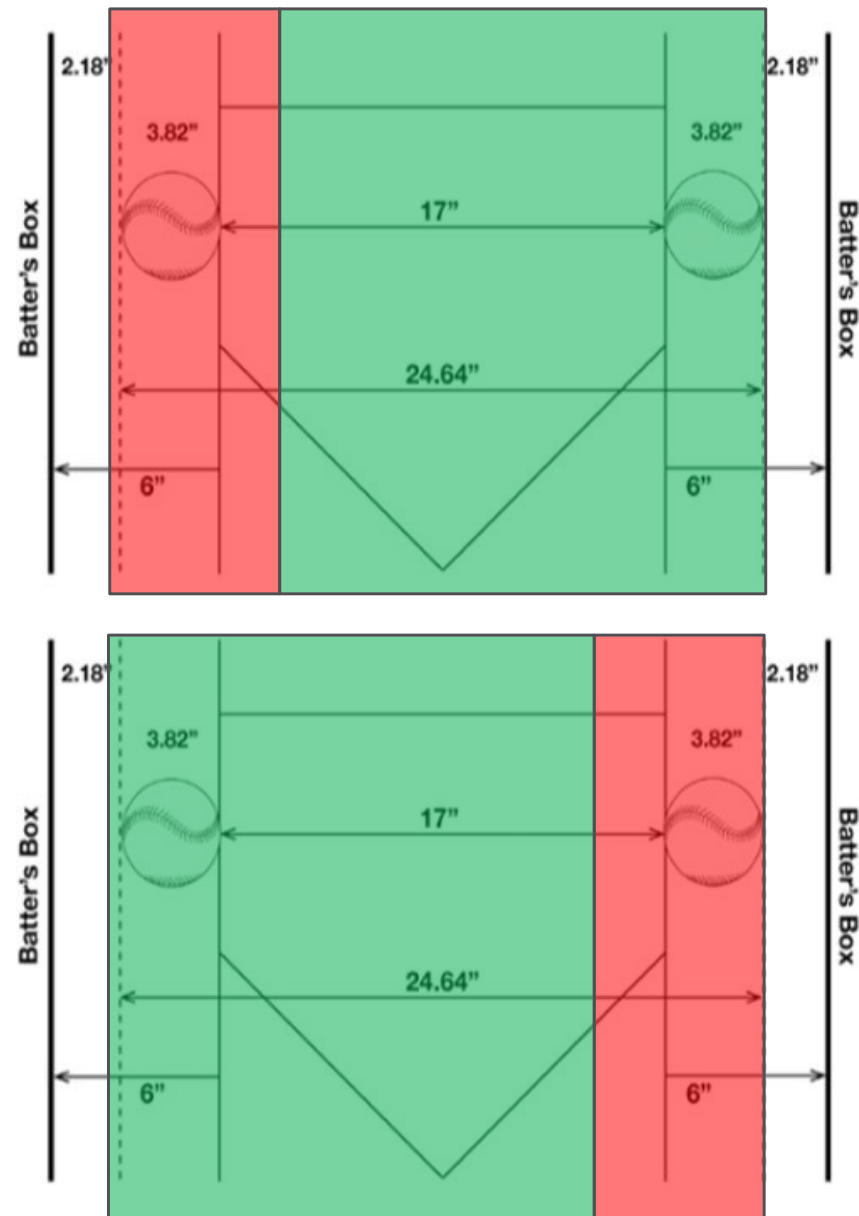


Splitting the plate

- When we split the plate, we talk about hunting the inside half or outside half, but its not an even split.
 - Whether sitting away or sitting inside, can still hit middle effectively.
- Really just taking away the opposite corner of the plate.

The Strike Zone

View from behind Home Plate
Horizontal View



Sitting speeds

- Pitcher throws a lot of offspeed: sit hard or soft.






Box Adjustments

- Purpose:
 - 1. Enhance the ability to hit the pitch you're looking for.
 - 2. Take away a pitch from the pitcher.


Two Strike Approach

- Stats from D1 Softball (via 6-4-3 Charts):
 - 2020:
 - 48.7% of all ABs went to 2 K's
 - Batting avg with 2 K's = .190
 - BABIP with 2 K's = .289
 - 2019:
 - 47.1% of all ABs went to 2 K's
 - Batting avg with 2 K's = .194
 - BABIP with 2 K's = .287
- If almost half of your teams AB's are going to go to 2 strikes, you better have a plan (and practice it!)



Two Strike Approach

- I prefer **individual** approaches to two-strike adjustments
- Two strike ideas:
 - Physical adjustments
 - Choking up?
 - Stance width?
 - Mental Adjustments
 - Shrink the zone vs. expand the zone
 - Box adjustments
 - Up or back in box?
 - On the plate more?
- If hitter's aren't comfortable hitting with 2K's, they need to be aggressive earlier in the count.



Hitting is...the
Mental Game




Why is the mental game so important to hitting success?

- The moments between the moments!
- ‘Dead time’
 - How much time are you actually pitching/hitting/fielding/throwing the ball?
 - Compared to how much time you’re waiting for the ball to be pitched/hit/fielded/thrown?
 - Lots of time waiting = lots of time to think



- **WE HAVE TO CONTROL OUR THOUGHTS!**



Goals

- I believe the ultimate goal of a strong mental game is getting hitters to be where their feet are, in the present moment, able to compete one pitch at a time.



It starts with awareness

- Traffic Light Analogy
 - Green light: going good, confident, focused
 - Yellow light: adversity happens, doubt starts creeping in
 - Red: out of control
- Also gives us a shared verbiage
- Awareness important so we can take action to stay green or get back to green.

How do we stay/get back to GREEN?

Routines, Breathing, and Releases

- Routines
 - Routines allow for consistency
 - CONSISTENCY is key
 - When the game speeds up, tense situation, pressure, adrenaline rushing...gives us something to fall back on; we NEED to slow it down, whereas most tend to rush and speed things up
- Tools for routines:
 - Breathing
 - Releases
 - Focal Points
 - Cue words
 - Imagery/visualization
- Breathing
 - To help gain self-control
 - A breath connects you to the present moment
 - Physiologically helps oxygenate the body and keep a consistent heart rate
- Release
 - A routine or a gesture to symbolically let go of negative thoughts and feelings
 - MUST be something physical
 - You need to put your negative emotions somewhere, put them somewhere you can throw out of your way
 - Ex.:
 - Wipe the batter's box clean, have a clean slate for the next pitch


Routines

- Pregame
- On Deck
- Getting into the batter's box
- Between pitches
 - Green
 - Yellow/Red

When does the AB begin? End?

- 4-Out system
 - 4th
 - In the hole
 - On Deck
 - Up to bat

Between pitches routines



The mental game in action → in practice

- Good hitters will fail 5-7 times out of 10 Abs → Does our practice environment mimic this?
- Prepare hitters for failure during practice...that means they have to actually fail in practice, and fail often.
- Hold them accountable to using mental skills to recover from failure.
- Create an environment where failure is normalized (not feared) and failure recovery is prioritized and praised.



Heather Gelbard

Hgelbard@georgiasouthern.edu



@heather_Gelbard

Questions?